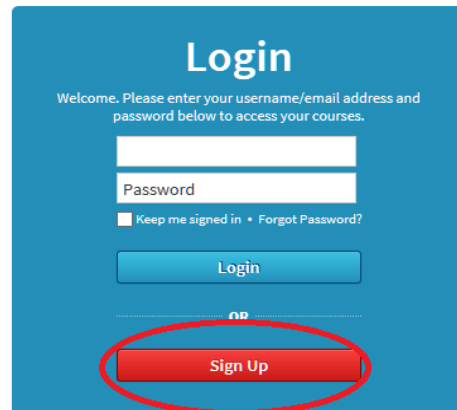


Online (OCAST) Training Instructions:

To access the Texas CASA online module, go to <http://texascasa.org/casa-college-e-learning/>

*** NOTE: you will need to turn off your POP UP BLOCKER to access the modules.***

1. Create a new account (select the "Sign Up" button on the Login screen).



Login

Welcome. Please enter your username/email address and password below to access your courses.

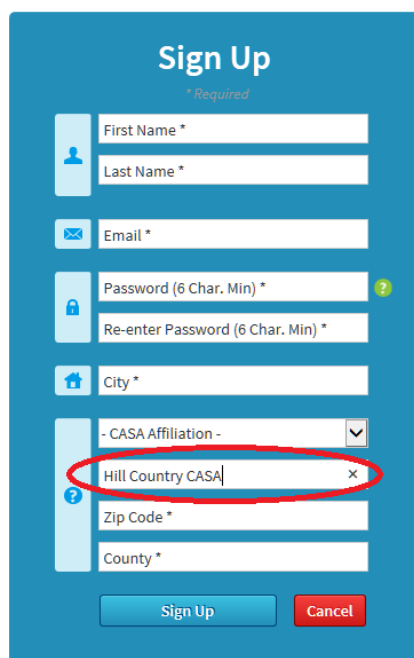
Password

Keep me signed in • [Forgot Password?](#)

OR

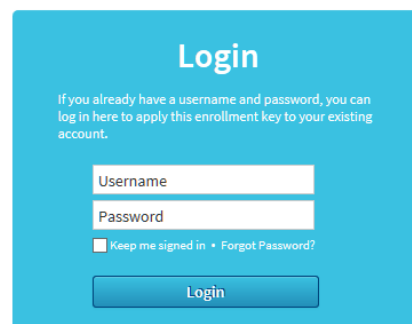
2. When asked to select a program, enter "Hill Country CASA".

To use the key **CASA Program**, please sign up for a new account or login to an existing one.



Sign Up

** Required*

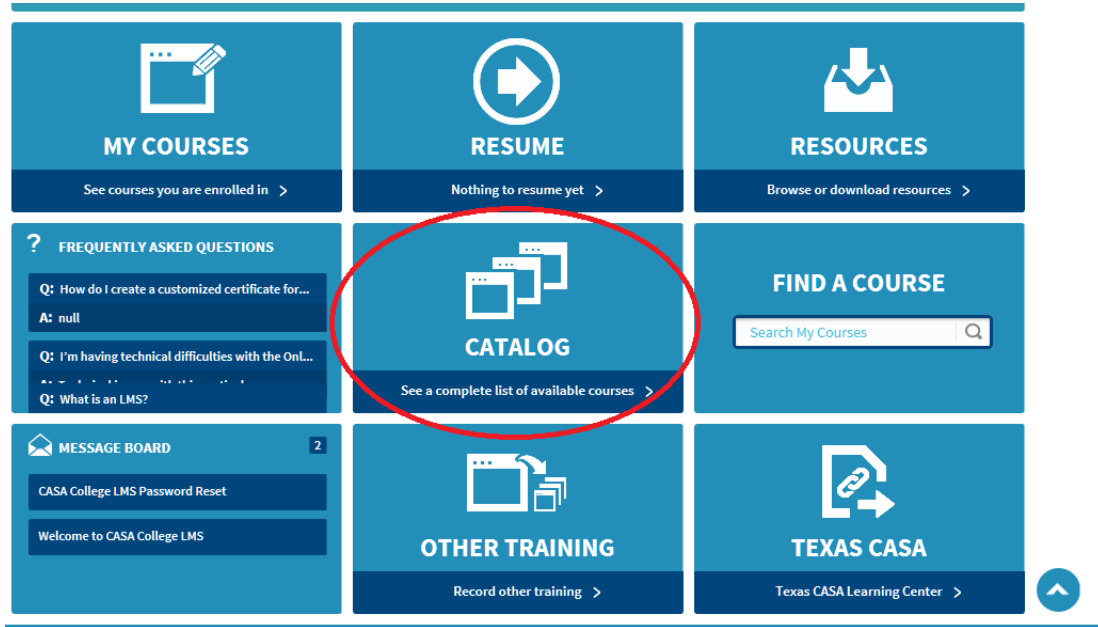


Login

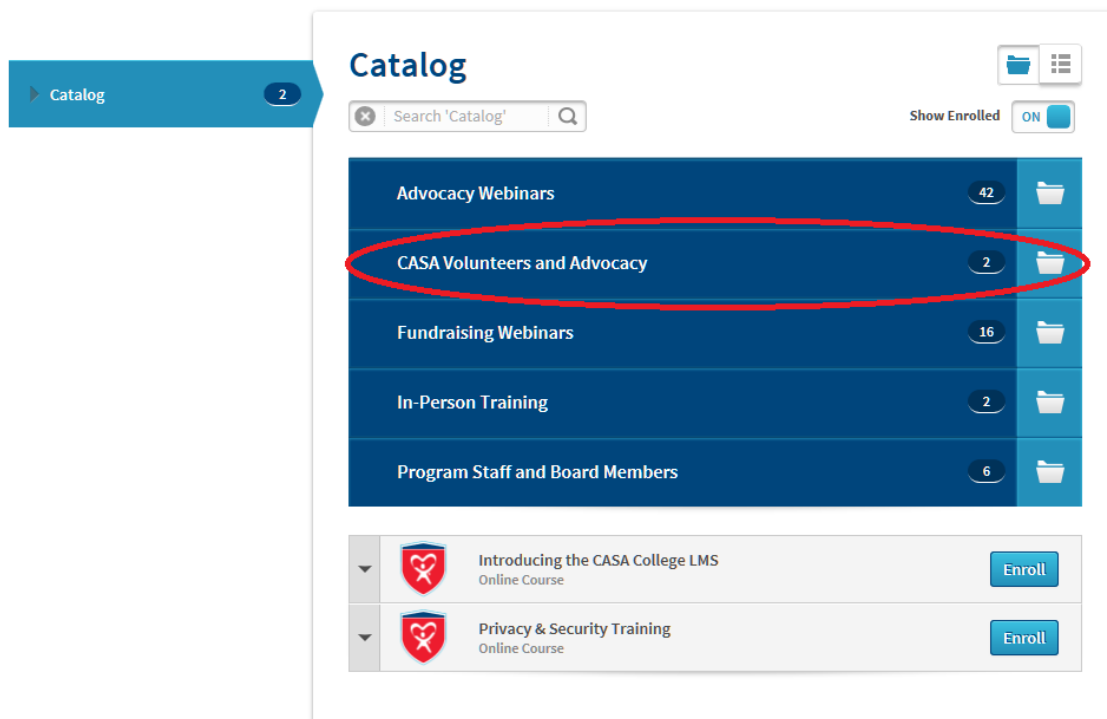
If you already have a username and password, you can log in here to apply this enrollment key to your existing account.

Keep me signed in • [Forgot Password?](#)


3. Once you have made yourself an account and logged in, select "Catalog" to see a list of available courses.




4. Choose "CASA Volunteers and Advocacy"



5. Enroll in Online Core Advocacy Skills (OCAST) Training



6. You are now looking at the lessons. Click on the first "Launch" button and ENJOY!



7. If you receive an error message stating your Adobe Flash plug-in is not up to date, enter the name of the web browser that you are using followed by "adobe flash extension" in your search bar (Example: "chrome adobe flash extension" and follow the instructions for updating your plug-in.